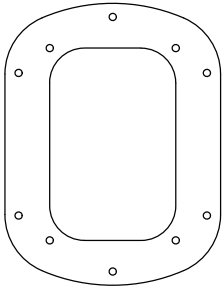


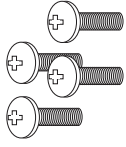
Gasket Mounting Kit

P/N 44004G-03

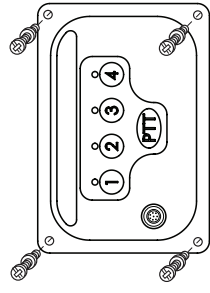
Components:



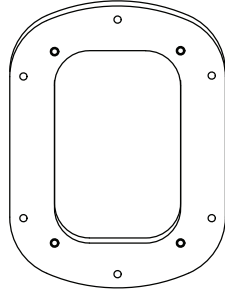
Gasket with VHB Tape



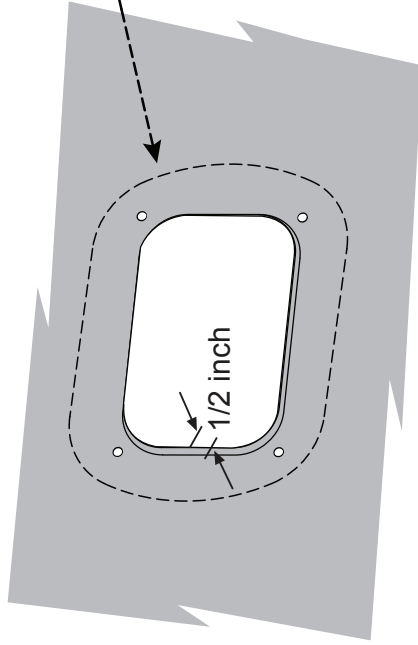
4 ea. 8-32 x 3/4" Sealing Screws with Nylon Patch



3. Remove all 4 cover screws and discard.

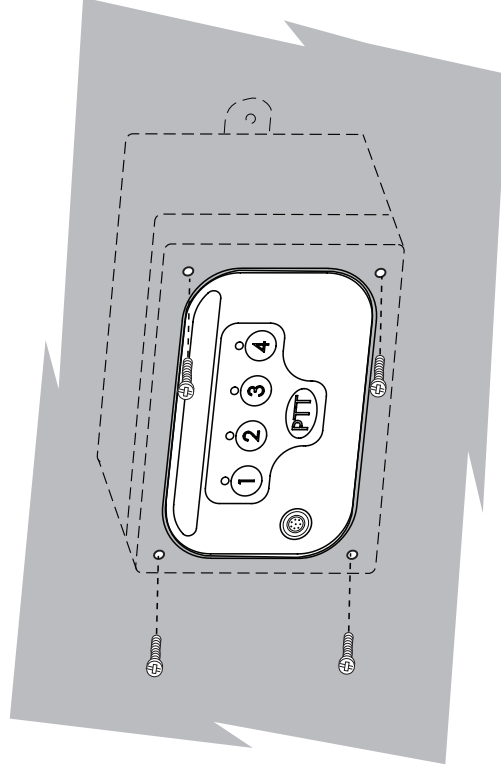


2. Remove VHB Tape from gasket and adhere to the inside surface of panel. Make sure to align mounting holes.



1. Using template attached, cut cavity and screw holes into panel.

Note: This kit will accommodate a maximum 1/2 inch thick bulkhead dimension.



4. Place module into cavity of the cut panel. Fasten with 4 each 8-32 sealing screws provided.

Note: Tighten screws securely to ensure full compression.

Template

